

# BMW 1200GS

# BMW 1250GS



- Remove

- Injector and Ignition cover



- Remove
  - Injector and Ignition cover





- Remove
  - Side Cover on Right Side



- Remove
  - Side Cover on Right Side



- Route Harness

- TPS , Injection & Ignition Connect on Right side

Harness side with GND, TPS connection






- Route Harness

- TPS , Injection & Ignition Connect on Right side



- Route Harness


- TPS , Injection & Ignition Connect on Right side





- Route Harness

- TPS , Injection & Ignition Connect on Right side




- Route Harness
  - Injection Connection





- Route Harness

- Ignition Connection






- Route Harness
  - Ignition Connection



- Location of the ECU
  - Front Part of the Bike




- Routing of the Harness





- Routing of the Harness




- Routing of the Harness





- TPS


- Located on Right side. pull connector back





- TPS SIGNAL

- BLUE Wire (click on clamp)




- GROUND

Connect Black wire to Battery Negative



- GROUND

Connect Black wire to Battery Negative





- Connect the ECU



- 
- Connect the ECU

**WARNING**



Use Velcro Tape to fix the ECU

**WARNING**



Fix the Harness and Connectors with zip tie