

# KTM 690 SMCR / END 2019 -



**IMPORTANT, IF YOU INSTALL IT WITH WINGS MUFFLER**  
- **INSTALL MUFFLER FIRST - MAKE a 10miles/15km RIDE**  
- **INSTALL COOBER ECU, MAKE a 10miles/15km RIDE AGAIN**

- REMOVE SEAT, LEFT and RIGHT PLASTIC COVER



- REMOVE AIRBOX HOLDER AND 2 SCREW on FRONT PLASTIC






- **ROUTE HARNESS BEHIND THE PLASTIC**

(FIX HARNESS TO CHASSIS FRAME)




- **CONNECT TPS & LAMBDA 02**

(FIX HARNESS WITH ZIP TIE)





- ROUTE IGNITION CONNECTOR TO OTHER SIDE OF THE BIKE



- CONNECT IGNITION TO (INNER) COIL (BLACK)






- **CONNECT FUEL INJECTOR**






- CONNECT CRANK SIGNAL





- **CONNECT O2 SENSOR**  
(FIX HARNESS WITH ZIP TIE)





- CONNECT GND TO BATTERY GROUND UNDER THE ECU



- **CONNECT ECU AND HAVE FUN**



**WARNING / ACHTUNG**



Fix the Harness and Connectors with zip tie