

COOBER DE-CAT KTM 390 DUKE

2017-2020

COOBER

www.cober.eu



EU

Instruction manual



COOBER

1

Use allen key
(hex key) #4 to
remove the
catalytic
converter cover


**2**


Use allen key
(hex key) #5
to remove the
clamp bolts



**3**


Use 8mm and 12mm key to remove the mid muffler screws (A) on each side of the mid muffler





4

Unscrew the brake fluid can (A), and take out the catalytic converter

**5**

Install COOBER De-Cat pipe and add brake fluid can back into position



6

Bolt everything back, mount the clamp and tight it.

**COOBER**www.coober.eu

COOBER