

# 701 Supermoto

(2017 - )




- **REMOVE SEAT AND PLASTIC COVER**

Left side, front and rear cover




- **REMOVE AIR COVER and INTAKE CHANNEL**




- **LIFT UP AIRBOX**

Open the clamp on Throttle Body and lift up the Airbox



To lift up the Airbox, release two bolts Left / Right



- **ROUTE the HARNESS on LEFT SIDE**

1 - Final location for the ECU



- **INJECTOR CONNECTION**

Connect to Injector (Under the Airbox)  
Injector Connector is marked on the Harness  
Unplug OEM Connector and plug the Harness between.




- **CONNECT GND**

Battery is under the OEM ECU  
GROUND is BLACK



- **CONNECT TPS and CRANK SIGNAL**

Connectors are marked on the Harness  
Unplug OEM Connector and Plug the Harness between.



- Fix All Wires
- Connect the ECU
- Install PLASTIC COVERS

1 - Location for the ECU



## WARNING



Use Velcro Tape to fix the ECU

## WARNING



Fix the Harness and Connectors with zip tie

INJECTION

IGNITION




## WARNING



USE INNER IGNITION (NOT OUTSIDE)







CRANK SENSOR